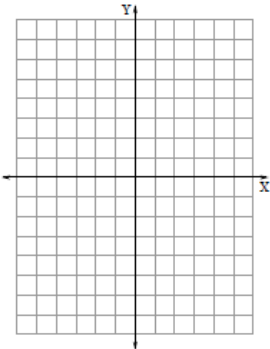
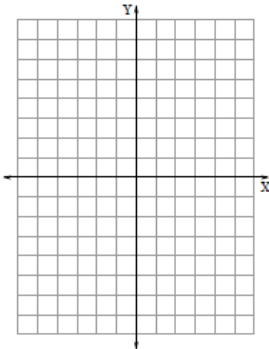
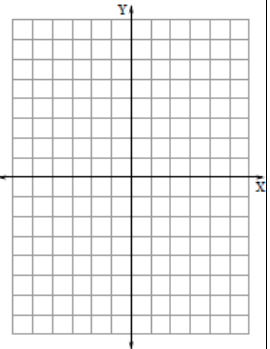
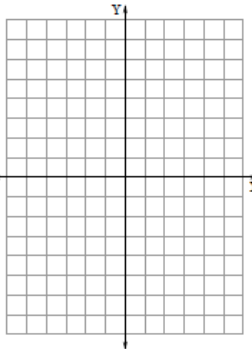
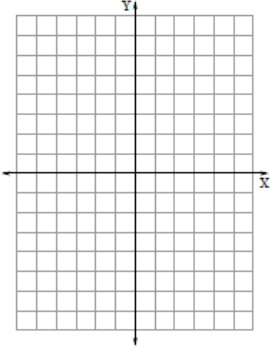
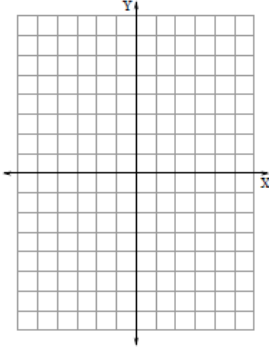
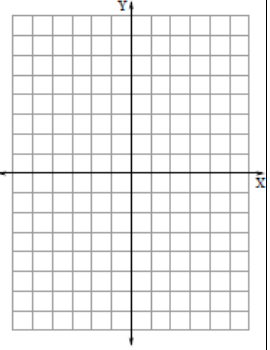
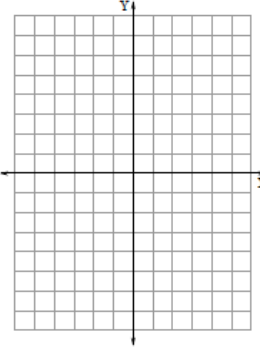


# Basic Functions

Family	Linear	Quadratic	Cubic	Exponential																																																																		
<b>Parent Equation</b>																																																																						
<b>Table of Values</b>	<table border="1" style="display: inline-table; border-collapse: collapse;"> <thead> <tr><th>x</th><th>y</th></tr> </thead> <tbody> <tr><td>-4</td><td></td></tr> <tr><td>-2</td><td></td></tr> <tr><td>0</td><td></td></tr> <tr><td>2</td><td></td></tr> <tr><td>4</td><td></td></tr> <tr><td>6</td><td></td></tr> </tbody> </table>	x	y	-4		-2		0		2		4		6		<table border="1" style="display: inline-table; border-collapse: collapse;"> <thead> <tr><th>x</th><th>y</th></tr> </thead> <tbody> <tr><td></td><td></td></tr> <tr><td></td><td></td></tr> <tr><td></td><td></td></tr> <tr><td></td><td></td></tr> <tr><td></td><td></td></tr> <tr><td></td><td></td></tr> <tr><td></td><td></td></tr> </tbody> </table>	x	y															<table border="1" style="display: inline-table; border-collapse: collapse;"> <thead> <tr><th>x</th><th>y</th></tr> </thead> <tbody> <tr><td></td><td></td></tr> <tr><td></td><td></td></tr> <tr><td></td><td></td></tr> <tr><td></td><td></td></tr> <tr><td></td><td></td></tr> <tr><td></td><td></td></tr> <tr><td></td><td></td></tr> <tr><td></td><td></td></tr> </tbody> </table>	x	y																	<table border="1" style="display: inline-table; border-collapse: collapse;"> <thead> <tr><th>x</th><th>y</th></tr> </thead> <tbody> <tr><td></td><td></td></tr> <tr><td></td><td></td></tr> <tr><td></td><td></td></tr> <tr><td></td><td></td></tr> <tr><td></td><td></td></tr> <tr><td></td><td></td></tr> <tr><td></td><td></td></tr> <tr><td></td><td></td></tr> </tbody> </table>	x	y																
x	y																																																																					
-4																																																																						
-2																																																																						
0																																																																						
2																																																																						
4																																																																						
6																																																																						
x	y																																																																					
x	y																																																																					
x	y																																																																					
<b>Parent Graph</b>																																																																						
<b>Domain</b>																																																																						
<b>Range</b>																																																																						
<b>Intercepts</b>																																																																						
x-intercept																																																																						
y-intercept																																																																						
<b>Notes:</b>																																																																						
Key Features?																																																																						
Lines of Symmetry?																																																																						
Asymptotes?																																																																						

Family	Absolute Value	Reciprocal	Square Root																																																																									
Parent Equation																																																																												
Table of Values	<table border="1"> <thead> <tr> <th>x</th> <th>y</th> </tr> </thead> <tbody> <tr><td> </td><td> </td></tr> <tr><td> </td><td> </td></tr> <tr><td> </td><td> </td></tr> <tr><td> </td><td> </td></tr> <tr><td> </td><td> </td></tr> <tr><td> </td><td> </td></tr> <tr><td> </td><td> </td></tr> <tr><td> </td><td> </td></tr> </tbody> </table>	x	y																	<table border="1"> <thead> <tr> <th>x</th> <th>y</th> </tr> </thead> <tbody> <tr><td> </td><td> </td></tr> <tr><td> </td><td> </td></tr> <tr><td> </td><td> </td></tr> <tr><td> </td><td> </td></tr> <tr><td> </td><td> </td></tr> <tr><td> </td><td> </td></tr> <tr><td> </td><td> </td></tr> <tr><td> </td><td> </td></tr> </tbody> </table>	x	y																	<table border="1"> <thead> <tr> <th>x</th> <th>y</th> </tr> </thead> <tbody> <tr><td> </td><td> </td></tr> <tr><td> </td><td> </td></tr> <tr><td> </td><td> </td></tr> <tr><td> </td><td> </td></tr> <tr><td> </td><td> </td></tr> <tr><td> </td><td> </td></tr> <tr><td> </td><td> </td></tr> <tr><td> </td><td> </td></tr> </tbody> </table>	x	y																	<table border="1"> <thead> <tr> <th>x</th> <th>y</th> </tr> </thead> <tbody> <tr><td> </td><td> </td></tr> <tr><td> </td><td> </td></tr> <tr><td> </td><td> </td></tr> <tr><td> </td><td> </td></tr> <tr><td> </td><td> </td></tr> <tr><td> </td><td> </td></tr> <tr><td> </td><td> </td></tr> <tr><td> </td><td> </td></tr> </tbody> </table>	x	y																
x	y																																																																											
x	y																																																																											
x	y																																																																											
x	y																																																																											
Parent Graph																																																																												
Domain																																																																												
Range																																																																												
Intercepts																																																																												
x-intercept																																																																												
y-intercept																																																																												
<b>Notes:</b> Key Features?  Lines of Symmetry?  Asymptotes?																																																																												